1.Features

- 1500W surge capability at 1ms
- Excellent clamping capability
- Low zener impedance
- Fast response time : typically less then 1.0 ps from 0 volt to $V_{BR(min.)}$
- Typical I_R less then 1μA above 10V

2.Mechanical Data

- Case : SMC Molded plastic
- Epoxy : UL94V-O rate flame retardant
- Lead : Lead Formed for Surface Mount
- Polarity : Color band denotes cathode end except Bipolar.
- Mounting position : Any
- Weight : 0.21 gram

3.Pinning information

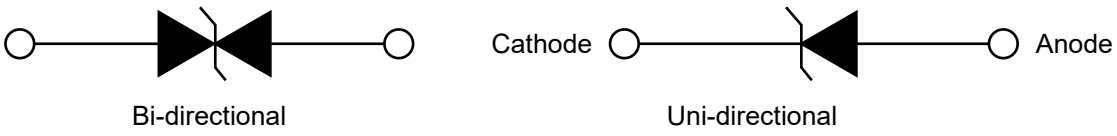

Bi-directional　　Uni-directional

SMC

4.Maximum Ratings And Electrical Characteristics

Parameter	Symbol	Value	Units
Peak Pulse Power Dissipation (1) (2)	P_{PPM}	Minimum 1500	W
Peak Forward Surge Current per Fig. 5 (2)	I_{FSM}	200	A
Maximum Instantaneous Forward Voltage at 50.0A for Unidirectional Only	V_F	3.5	Volts
Typical Thermal Resistance , Junction to Ambient (3)	$R_{\theta JA}$	75	°C/W
Junction and Storage Temperature Range	T_J,T_{STG}	-55 to 150	°C
IEC-61000-4-2 ESD30kV(Air), 30kV (Contact)			

Notes:

(1) Non-repetitive current pulse, per Fig.3 and derated above T_A=25°C per Fig. 2.

(2) Mounted on 0.31 x 0.31” (8.0 x 8.0mm) copper pads to each terminal.

(3) Mounted on minimum recommended pad layout.

5.Electrical Characteristics

Device Type	Device Marking Code		Breakdown Voltage at I_T (1)			Working Peak Reverse Voltage	Maximum Reverse Leakag at V_{WM}	Maximum Peak Pulse Surge Current	Maximum Clamping Voltage at I_{PPM}
			V_{BR} (V)		I_T	V_{WM}	I_R	I_{PPM}	V_C
	UNI	BI	Min.	Max.	(mA)	(V)	(μA)	(A)	(V)
SMCJ5.0A(CA)	GDE	GDE	6.40	7.07	10	5.0	1000	163.0	9.2
SMCJ6.0A(CA)	GDG	GDG	6.67	7.37	10	6.0	1000	145.6	10.3
SMCJ6.5A(CA)	GDK	BDK	7.22	7.98	10	6.5	500	133.9	11.2
SMCJ7.0A(CA)	GDM	GDM	7.78	8.6	10	7.0	200	125.0	12.0
SMCJ7.5A(CA)	GDP	BDP	8.33	9.21	1.0	7.5	100	116.3	12.9
SMCJ8.0A(CA)	GDR	BDR	8.89	9.83	1.0	8.0	50	110.3	13.6
SMCJ8.5A(CA)	GDT	BDT	9.44	10.4	1.0	8.5	20	104.2	14.4
SMCJ9.0A(CA)	GDV	BDV	10.0	11.1	1.0	9.0	10	97.4	15.4
SMCJ10A(CA)	GDX	BDX	11.1	12.3	1.0	10	5.0	88.2	17.0
SMCJ11A(CA)	GDZ	GDZ	12.2	13.5	1.0	11	1.0	82.4	18.2
SMCJ12A(CA)	GEE	BEE	13.3	14.7	1.0	12	1.0	75.4	19.9
SMCJ13A(CA)	GEG	GEG	14.4	15.9	1.0	13	1.0	69.8	21.5
SMCJ14A(CA)	GEK	BEK	15.6	17.2	1.0	14	1.0	64.7	23.2
SMCJ15A(CA)	GEM	BEM	16.7	18.5	1.0	15	1.0	61.5	24.4
SMCJ16A(CA)	GEP	GEP	17.8	19.7	1.0	16	1.0	57.7	26.0
SMCJ17A(CA)	GER	GER	18.9	20.9	1.0	17	1.0	54.3	27.6
SMCJ18A(CA)	GET	BET	20.0	22.1	1.0	18	1.0	51.4	29.2
SMCJ20A(CA)	GEV	BEV	22.2	24.5	1.0	20	1.0	46.3	32.4
SMCJ22A(CA)	GEX	BEX	24.4	26.9	1.0	22	1.0	42.3	35.5
SMCJ24A(CA)	GEZ	BEZ	26.7	29.5	1.0	24	1.0	38.6	38.9
SMCJ26A(CA)	GFE	BFE	28.9	31.9	1.0	26	1.0	35.6	42.1
SMCJ28A(CA)	GFG	BFG	31.1	34.4	1.0	28	1.0	33.0	45.4

SMCJ30A(CA)	GFK	BFK	33.3	36.8	1.0	30	5.0	31.0	48.4
SMCJ33A(CA)	GFM	BFM	36.7	40.6	1.0	33	5.0	28.1	53.3
SMCJ36A(CA)	GFP	BFP	40.0	44.2	1.0	36	5.0	25.8	58.1
SMCJ40A(CA)	GFR	BFR	44.4	49.1	1.0	40	5.0	23.3	64.5
SMCJ43A(CA)	GFT	BFT	47.8	52.8	1.0	43	5.0	21.6	69.4
SMCJ45A(CA)	GFV	GFV	50.0	55.3	1.0	45	5.0	20.6	72.7
SMCJ48A(CA)	GFX	GFX	53.3	58.9	1.0	48	5.0	19.4	77.4
SMCJ51A(CA)	GFZ	GFZ	56.7	62.7	1.0	51	5.0	18.2	82.4
SMCJ54A(CA)	GGE	GGE	60.0	66.3	1.0	54	5.0	17.2	87.1
SMCJ58A(CA)	GGG	GGG	64.4	71.2	1.0	58	5.0	16.0	93.6
SMCJ60A(CA)	GGK	GGK	66.7	73.7	1.0	60	5.0	15.5	96
SMCJ64A(CA)	GGM	GGM	71.1	78.6	1.0	64	5.0	14.6	103
SMCJ70A(CA)	GGP	GGP	77.8	86	1.0	70	5.0	13.3	113
SMCJ75A(CA)	GGR	GGR	83.3	92.1	1.0	75	5.0	12.4	121
SMCJ78A(CA)	GGT	GGT	86.7	95.8	1.0	78	5.0	11.9	126
SMCJ85A(CA)	GGV	GGV	94.4	104	1.0	85	5.0	10.9	137
SMCJ90A(CA)	GGX	GGX	100	111	1.0	90	5.0	10.3	146
SMCJ100A(CA)	GGZ	GGZ	111	123	1.0	100	5.0	9.3	162
SMCJ110A(CA)	GHE	GHE	122	135	1.0	110	5.0	8.5	177
SMCJ120A(CA)	GHG	GHG	133	147	1.0	120	5.0	7.8	193
SMCJ130A(CA)	GHK	GHK	144	159	1.0	130	5.0	7.2	209
SMCJ150A(CA)	GHM	GHM	167	185	1.0	150	5.0	6.2	243
SMCJ160A(CA)	GHP	GHP	178	197	1.0	160	5.0	5.8	259
SMCJ170A(CA)	GHR	GHR	189	209	1.0	170	5.0	5.50	275
SMCJ188A(CA)	GHS	GHS	209	231	1.0	188	5.0	4.60	328

Notes:

(1) Pulse test: $t_p \leq 50ms$

(2) Surge Current Waveform per Figure 5 and Derate per Figure 1.

(3) For bi-directional types have VWM of 10 Volts and less , the I_D limit is doubled.

(4) For the bi-directional SMBJ5.0CA, the maximum V_{BR} is 7.25V.

(5) "SMCJ" will be omitted in marking on the diode.

6.Typical characteristic

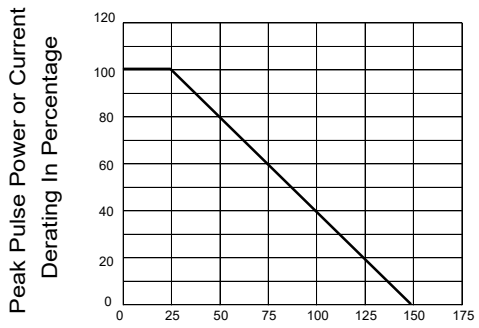

Figure 1: Pulse Derating Curve

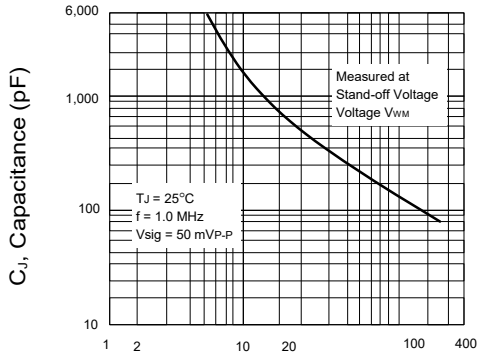

Figure 2: Typical Junction Capacitance

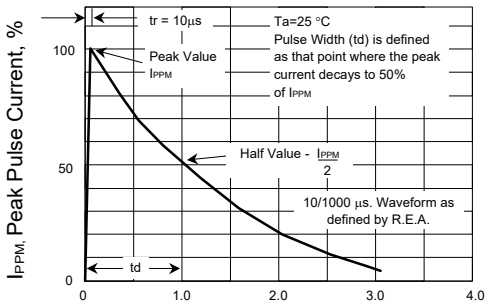

Figure 3: Pulse Waveform

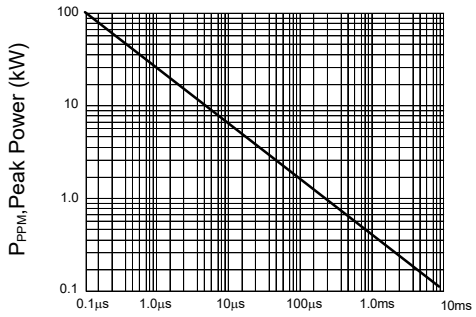

Figure 4: Peak Pulse Power Rating Curve

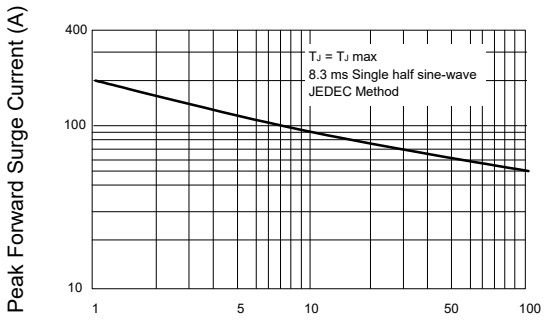

Figure 5: Maximum Non-Repetitive Peak Forward Surge Current

7.SMC Package Outline Dimensions

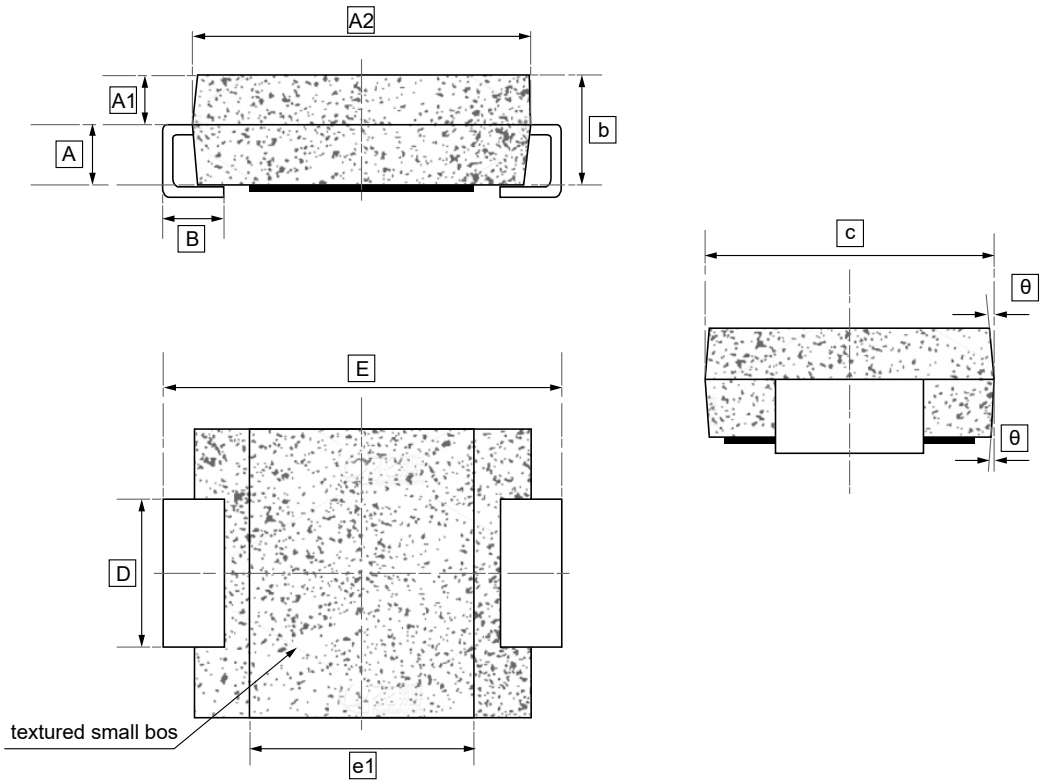

DIMENSIONS (mm are the original dimensions)

Symbol	A	A1	A2	B	b	c	D	E	e1	θ
Min	1.17	0.97	6.80	1.00	2.25	5.80	2.98	7.90	4.40	0°
Max	1.23	1.03	6.90	1.40	2.35	5.90	3.02	8.10	4.60	6°

8.Ordering information

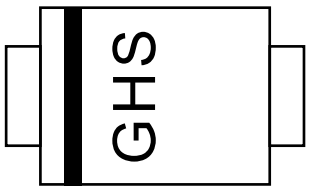

Order Code	Package	Base QTY	Delivery Mode
UMW SMCJxxA	SMC	850	Tape and reel
UMW SMCJxxCA	SMC	850	Tape and reel

9.Disclaimer

UMW reserves the right to make changes to all products, specifications. Customers should obtain the latest version of product documentation and verify the completeness and currency of the information before placing an order.

When applying our products, please do not exceed the maximum rated values, as this may affect the reliability of the entire system. Under certain conditions, any semiconductor product may experience faults or failures. Buyers are responsible for adhering to safety standards and implementing safety measures during system design, prototyping, and manufacturing when using our products to prevent potential failure risks that could lead to personal injury or property damage.

Unless explicitly stated in writing, UMW products are not intended for use in medical, life-saving, or life-sustaining applications, nor for any other applications where product failure could result in personal injury or death. If customers use or sell the product for such applications without explicit authorization, they assume all associated risks.

When reselling, applying, or exporting, please comply with export control laws and regulations of China, the United States, the United Kingdom, the European Union, and other relevant countries, regions, and international organizations.

This document and any actions by UMW do not grant any intellectual property rights, whether express or implied, by estoppel or otherwise. The product names and marks mentioned herein may be trademarks of their respective owners.