UMW PESD24VS1UA

1.Features

- Unidirectional ESD protection of one line
- Max. peak pulse power: P_{PP}=160W
- Ultra low leakage current: I_{RM}<1nA
- ESD protection up to 23 kV
- IEC 61000-4-2, level 4 (ESD)
- IEC 61000-4-5 (surge); I_{PP}=3A

2.Applications

- Computers and peripherals
- Communication systems
- Audio and video equipment
- Data lines
- Controller Area Network (CAN) bus protection

3.Mechanical Data

- SOD323 package
- Molding compound flammability rating: UL94V-0
- Packaging: Tape and Reel
- RoHS/WEEE Compliant

4.Pinning information

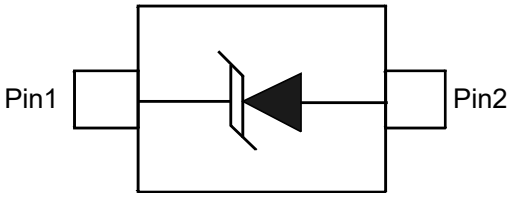

SOD-323

5. Quick reference data

T_{amb}=25°C unless otherwise specified.

Parameter	Symbol	Conditions	Min	Typ	Max	Units
reverse standoff voltage	V_{RWM}				24	V
diode capacitance	C_d	V_R=0V, f=1MHz		23	50	pF

6.Limiting values

In accordance with the Absolute Maximum Rating System (IEC 60134).

Parameter	Symbol	Conditions	Min	Typ	Max	Units
peak pulse power	P_{PP}	t_p=8/20μs ①			160	W
peak pulse current	I_{PP}	t_p=8/20μs ①			3	A
junction temperature	T_J				150	°C
ambient temperature	T_{amb}		-65		150	°C
storage temperature	T_{STG}		-65		150	°C

Notes:

① Non-repetitive current pulse 8/20 μs exponential decay waveform according to IEC 61000-4-5.

7.ESD maximum ratings

T_{amb}=25°C unless otherwise specified.

Parameter	Symbol	Conditions	Min	Typ	Max	Units
electrostatic discharge voltage	V_{ESD}	IEC 61000-4-2 (contact discharge) ①			23	kV

Notes:

① Device stressed with ten non-repetitive ESD pulses.

8.ESD standards compliance

Parameter	Conditions
IEC 61000-4-2; level 4 (ESD)	> 15 kV (air); > 8 kV (contact)
MIL-STD-883; class 3 (human body model)	> 4 kV

9.Electrical Characteristic (T_A=25°C unless otherwise noted)

Parameter	Symbol	Conditions	Min	Typ	Max	Units
reverse standoff voltage	V_{RWM}				24	V
reverse leakage current	I_{RM}	V_{RWM}=24V			1	μA
breakdown voltage	V_{BR}	I_R=5mA	26.5	27	27.5	V
diode capacitance	C_d	V_R=0V, f=1MHz		23	50	pF
clamping voltage	V_{CL}	①②				
		I_{PP}=1A			36	V
		I_{PP}=3A			70	V
dynamic resistance	r_{dyn}	I_R=10A ②③		1.53		Ω

Notes:

① Non-repetitive current pulse 8/20 μs exponential decay waveform according to IEC 61000-4-5.

② Measured from pin 1 to pin 2.

③ Non-repetitive current pulse, Transmission Line Pulse (TLP) t_p=100ns; square pulse;

10.Typical characteristic

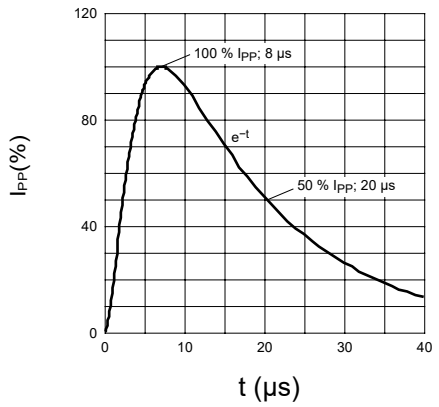

Figure 1: 8/20 µs pulse waveform according to IEC 61000-4-5

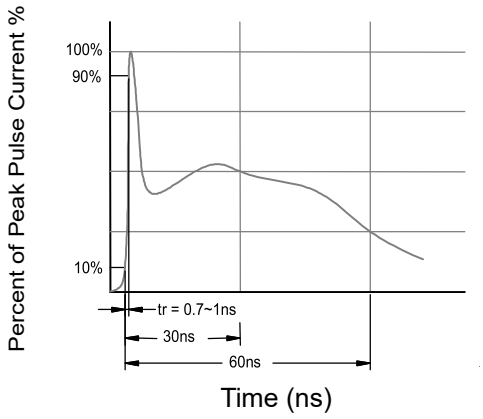

Figure 2: ESD pulse waveform according to IEC 61000-4-2

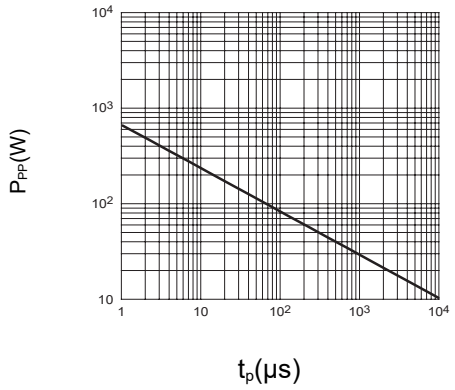

Figure 3: Peak pulse power as a function of exponential pulseduration; typical values

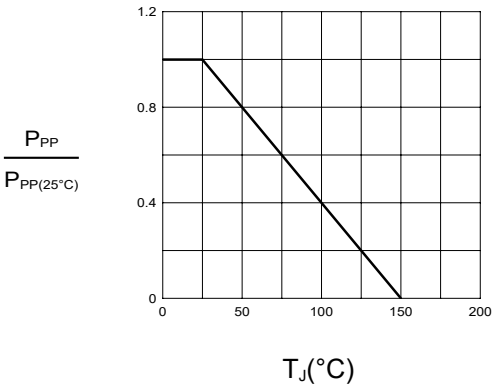

Figure 4: Relative variation of peak pulse power as a function of junction temperature; typical values

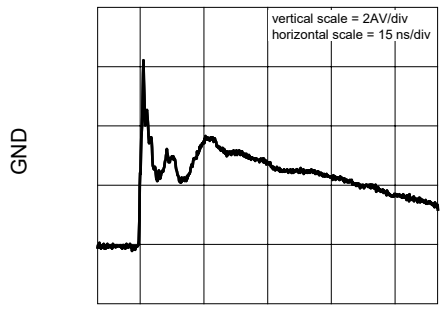

Figure 5: unclamped +8 kV ESD pulse waveform (IEC 61000-4-2 network)

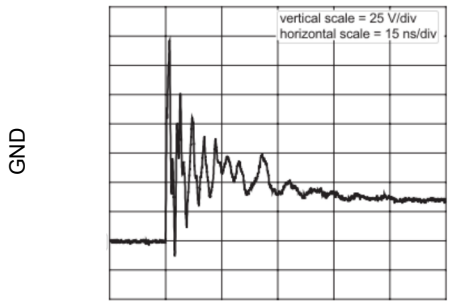

Figure 6: clamped +8 kV ESD pulse waveform (IEC 61000-4-2 network)

11.SOD-323 Package Outline Dimensions

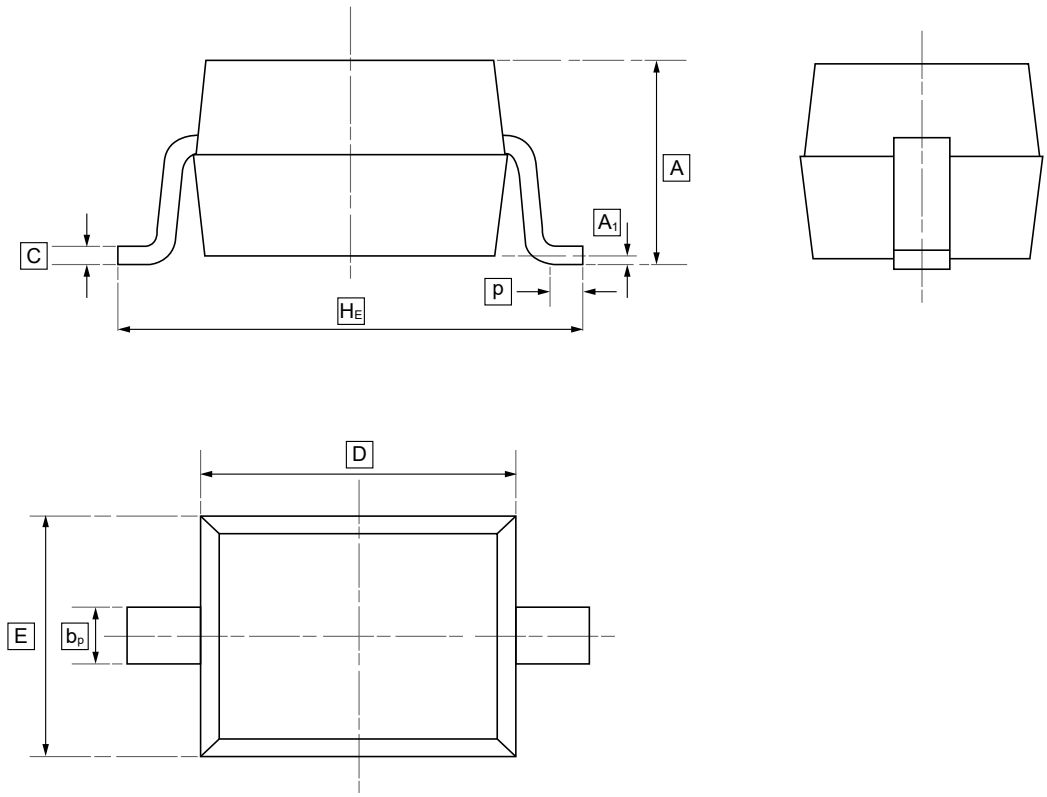

DIMENSIONS (mm are the original dimensions)

Symbol	A	b_p	C	D	E	H_E	A_1	P
Min	0.90	0.25	0.10	1.60	1.15	2.30	0.01	0.20
Max	1.20	0.40	0.15	1.80	1.35	2.80	0.10	0.50

12.Ordering information

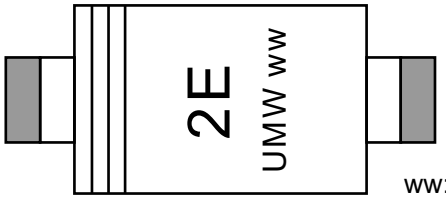

ww: Batch Code

Order Code	Package	Base QTY	Delivery Mode
UMW PESD24VS1UA	SOD-323	3000	Tape and reel

13.Disclaimer

UMW reserves the right to make changes to all products, specifications. Customers should obtain the latest version of product documentation and verify the completeness and currency of the information before placing an order.

When applying our products, please do not exceed the maximum rated values, as this may affect the reliability of the entire system. Under certain conditions, any semiconductor product may experience faults or failures. Buyers are responsible for adhering to safety standards and implementing safety measures during system design, prototyping, and manufacturing when using our products to prevent potential failure risks that could lead to personal injury or property damage.

Unless explicitly stated in writing, UMW products are not intended for use in medical, life-saving, or life-sustaining applications, nor for any other applications where product failure could result in personal injury or death. If customers use or sell the product for such applications without explicit authorization, they assume all associated risks.

When reselling, applying, or exporting, please comply with export control laws and regulations of China, the United States, the United Kingdom, the European Union, and other relevant countries, regions, and international organizations.

This document and any actions by UMW do not grant any intellectual property rights, whether express or implied, by estoppel or otherwise. The product names and marks mentioned herein may be trademarks of their respective owners.